






Properties

Stage	Address	City	Sq Ft	Beds	Baths	Est. Value	Est. Equity	Default Date	Sale Time	Sale Date	Est. Bid	#	Loan Date
P	1020 PALM AVE	GREENFIELD	1,818	3	3	\$208,121	16%	05/29/14	4:00 PM	09/27/14	\$182,689	First	12/19/08
P	310 CHAPARRAL ST	SALINAS	863	2	1	\$244,922	35%	05/29/14	4:00 PM	09/27/14	\$200,612	First	04/13/04
P	1608 BOLOGNA CT	SALINAS	2,631	5	3	\$409,387	3%	05/29/14	4:00 PM	09/27/14	\$526,246	First	09/21/09
P	20898 CACHAGUA RD	CARMEL VALLEY	1,344	3	2	\$808,649	-34%	05/28/14	4:00 PM	09/26/14	\$567,935	Second	05/30/08
P	1648 KENNETH ST	SEASIDE	907	3	2	\$369,587	-180%	05/27/14	4:00 PM	09/25/14	\$544,868	First	12/29/06
P	22404 MONTERA CT	SALINAS	2,051	5	3	\$635,599	9%	05/23/14	4:00 PM	09/26/14	\$505,158	First	11/09/05
P	1432 GAVIOTA DR	SALINAS	1,050	3	2	\$292,682	35%	05/23/14	4:00 PM	09/25/14	\$192,639	First	05/06/09
P	18 VICTOR CIR	SALINAS	1,234	3	2	\$281,393	8%	05/23/14	4:00 PM	09/24/14	\$272,964	First	08/03/12
P	1101 HEIDI DR	GREENFIELD	1,510	4	2	\$200,103	-44%	05/22/14	4:00 PM	09/26/14	\$384,487	First	05/04/05
P	26409 LUCIE LN	SALINAS	2,463	5	3	\$653,381	-79%	05/22/14	4:00 PM	09/19/14	\$1,121,816	First	09/18/07
P	1664 MINGO AVE	SEASIDE	1,922	4	2	\$397,742	5%	05/22/14	4:00 PM	09/24/14	\$322,131	First	01/04/05
P	1027 DEL MONTE BLVD	PACIFIC GROVE	936	2	1	\$741,513	22%	05/22/14	4:00 PM	09/20/14	\$644,504	First	02/10/06
P	1349 SOTO ST	SEASIDE	1,531	4	2	\$492,337	-52%	05/22/14	4:00 PM	09/20/14	\$905,400	First	07/17/06
P	773 KILBRETH AVE APT A	SALINAS	1,830	4	3	\$295,268	-22%	05/21/14	4:00 PM	09/20/14	\$333,340	First	10/26/07
P	470 SOBERANES ST	KING CITY	2,187	4	4	\$327,894	32%	05/21/14	4:00 PM	09/19/14	\$2,470	Second	03/03/14
P	1301 RHODE ISLAND ST	SALINAS	1,821	4	3	\$371,111	-13%	05/21/14	4:00 PM	09/19/14	\$452,282	First	01/10/06
P	622 TERRACE ST	SALINAS	1,654	5	5	\$260,789	-56%	05/21/14	4:00 PM	09/19/14	\$436,858	First	03/23/07
P	62240 RAILROAD AVE	SAN ARDO	1,090	2	1	\$156,544	33%	05/20/14	4:00 PM	09/19/14	\$114,182	First	07/13/07
P	19058 SHADY DR	SALINAS	1,375	3	2	\$391,294	-32%	05/19/14	4:00 PM	09/26/14	\$538,819	First	09/22/06
P	898 W FRANKLIN ST	MONTEREY	1,835	5	1	\$579,271	6%	05/19/14	4:00 PM	09/24/14	\$588,496		05/22/02
P	10780 SEYMOUR ST	CASTROVILLE	1,008	2	1	\$193,170	-55%	05/19/14	4:00 PM	09/24/14	\$323,967	First	01/08/07
P	25633 SHAFTER WAY	CARMEL	4,870	6	6	\$1,293,748	30%	05/19/14	4:00 PM	09/18/14	\$926,105	First	02/09/09
P	132 PENNSYLVANIA DR	SALINAS	1,443	3	3	\$327,336	-11%	05/17/14	4:00 PM	09/30/14	\$382,469	First	03/22/07
P	211 ALAMEDA AVE	SALINAS	2,938	3	2	\$657,624	-7%	05/16/14	4:00 PM	09/16/14	\$935,065	First	09/06/05
P	1622 BOLOGNA CT	SALINAS	2,487	4	3	\$410,393	7%	05/16/14	4:00 PM	09/16/14	\$406,588	First	11/21/08
P	11280 COOPER ST	CASTROVILLE	2,320	6	3	\$408,879	-45%	05/15/14	4:00 PM	09/26/14	\$623,620	First	08/15/07
P	21 BOLING RD	ROYAL OAKS	1,442	3	2	\$336,965	-74%	05/14/14	4:00 PM	09/12/14	\$736,413	First	09/02/05
P	223 RIO VISTA DR	KING CITY	1,701	3	2	\$277,837	-69%	05/13/14	4:00 PM	09/12/14	\$772,111	First	09/23/05
P	770 FILMORE ST	MONTEREY	780	2	1	\$495,247	-17%	05/12/14	4:00 PM	09/12/14	\$255,482	Second	08/31/07

P	30 STOWE CT	SEASIDE	1,000	3	2	\$361,575	-53%	05/12/14	4:00 PM	09/10/14	\$528,353	First	08/08/05
P	234 AUBURN ST	SALINAS	3,216	7	3	\$529,477	-20%	05/09/14	4:00 PM	09/09/14	\$617,822	First	10/13/06
P	243 BIANCO WAY	GREENFIELD	2,679	5	3	\$293,712	21%	05/08/14	4:00 PM	09/11/14	\$240,472	First	08/13/09
P	10660 HAIGHT ST	CASTROVILLE	2,525	6	3	\$405,209	-83%	05/08/14	4:00 PM	09/06/14	\$772,626	First	10/11/06
P	519 STOCKTON ST	SALINAS	1,701	3	2	\$355,632	-39%	05/07/14	4:00 PM	09/10/14	\$495,355	First	01/03/08
P	1005 MAPLE AVE	GREENFIELD	1,620	4	2	\$222,064	24%	05/07/14	4:00 PM	09/09/14	\$179,244	First	04/23/04
P	3974 RONDA RD	PEBBLE BEACH	3,960	2	6	\$1,730,532	-27%	05/07/14	4:00 PM	09/05/14	\$2,396,867	First	01/24/07
P	22634 OAK CANYON RD	SALINAS	1,687	3	2	\$505,008	41%	05/07/14	4:00 PM	09/05/14	\$2,995	Second	11/15/13
P	131 6TH ST	PACIFIC GROVE	1,380	2	3	\$777,676	13%	05/06/14	4:00 PM	09/06/14	\$396,544	First	07/01/03
P	32 EL POTRERO	CARMEL VALLEY	1,037	2	1	\$557,128	2%	05/06/14	4:00 PM	09/05/14	\$705,872	First	01/22/08
P	26445 VIA MALLORCA	CARMEL	2,385	4	3	\$1,170,795	27%	05/06/14	4:00 PM	09/04/14	\$881,633	First	08/06/08
P	414 CABRILLO AVE	SALINAS	1,215	4	2	\$306,659	2%	05/05/14	4:00 PM	09/03/14	\$312,992	First	06/13/07
P	163 PACIFIC CT	MARINA	2,928	4	3	\$510,200	54%	05/05/14	4:00 PM	09/02/14	\$272,651	First	11/12/10
P	1121 ATLANTIC ST	SALINAS	2,056	5	2	\$295,037	-42%	05/05/14	4:00 PM	09/02/14	\$432,167	First	12/21/04
P	1012 ZINFANDEL DR	GONZALES	1,354	3	2	\$261,612	-24%	05/02/14	4:00 PM	09/06/14	\$342,381	First	07/07/04
P	1677 STONY BROOK DR	SALINAS	1,949	5	3	\$434,881	-38%	05/02/14	4:00 PM	09/02/14	\$355,111	First	07/01/03
P	25206 CASIANO DR	SALINAS	2,929	3	4	\$820,794	-32%	05/01/14	4:00 PM	09/03/14	\$975,460	First	09/30/05
P	714 LA MESA DR	SALINAS	2,270	3	3	\$476,996	32%	04/30/14	4:00 PM	09/02/14	\$104,567		05/17/05
P	1340 ROSSANO CT	SALINAS	2,976	4	3	\$463,393	-71%	04/30/14	4:00 PM	08/29/14	\$400,024	First	05/14/10
P	25108 SUNRIDGE PL	SALINAS	1,840	3	3	\$548,802	-1%	04/29/14	4:00 PM	08/29/14	\$5,212	Second	01/25/12
P	11 SAGUARO CIR	SALINAS	1,823	4	2	\$339,782	-13%	04/29/14	4:00 PM	08/28/14	\$404,261	First	03/09/05
P	1332 NEW HAMPSHIRE CT	SALINAS	1,821	4	3	\$382,926	-75%	04/28/14	4:00 PM	08/28/14	\$573,954	First	03/10/06
P	122 GONDA ST A-B	ROYAL OAKS	2,546	6	4	\$602,581	6%	04/28/14	4:00 PM	08/27/14	\$739,723	First	06/19/06
P	491 JEAN CIR	MARINA	432	3	2	\$300,297	-56%	04/25/14	4:00 PM	08/28/14	\$787,182	First	12/28/05
P	1614 BOSTON ST	SALINAS	2,431	5	3	\$438,557	-220%	04/25/14	4:00 PM	08/27/14	\$204,302	Third	10/01/07
P	10711 EL CAMINO NUEVO	MONTEREY	3,530	4	3	\$1,521,351	53%	04/25/14	4:00 PM	08/26/14	\$772,556	First	01/15/08
P	131 5TH ST	GREENFIELD	1,219	4	2	\$163,104	75%	04/25/14	4:00 PM	08/26/14	\$44,253	First	12/30/10
P	133 E ROMIE LN	SALINAS	1,161	3	1	\$296,691	2%	04/25/14	4:00 PM	08/26/14	\$299,006	First	01/31/07
P	3074 SUNSET AVE	MARINA	1,908	3	3	\$510,168	-99%	04/24/14	4:00 PM	08/23/14	\$483,571	First	04/20/05
P	520 RIPLEY CIR	GONZALES	1,712	3	2	\$269,899	-70%	04/23/14	4:00 PM	08/27/14	\$484,562	First	05/02/06
P	315 VINCENT PL	SALINAS	1,633	3	3	\$357,771	32%	04/23/14	4:00 PM	08/22/14	\$271,791	First	03/04/11

	3600 HIGH MEADOW DR APT 3	CARMEL	1,197	2	2	\$456,236	-23%	04/23/14	4:00 PM	08/22/14	\$531,938	First	01/09/06
	1879 CHEROKEE DR UNIT 1	SALINAS	875	2	1	\$111,328	-113%	04/23/14	4:00 PM	08/22/14	\$287,129	First	06/15/04
	118 WINHAM ST	SALINAS	1,738	2	2	\$347,758	-32%	04/22/14	4:00 PM	08/22/14	\$473,897	First	12/11/06
	956 SAND DUNES RD	PEBBLE BEACH	1,551	3	2	\$948,022	-115%	04/22/14	4:00 PM	08/22/14	\$1,123,985	First	05/10/07
	1575 CALAVERAS ST	SEASIDE	1,807	3	2	\$380,540	8%	04/22/14	4:00 PM	08/21/14	\$367,609	First	08/27/07